









WHEELCHAIR KIT FIT LIST 2019

(601) 353 3193 ext. 215 • (800) 890 5113 Toll Free • (601) 353-0411 Fax • www.saferwheelchairs.com

INVACARE	Kit Number	Seat Width	Back Height
Tracer EX2	SAFER-IVC	16"-20"	16"
Tracer SX5	SAFER-IVC	16"-22"	16"-18"
9000 SL	SAFER-IVC	16"-20"	ADJ
9000 XT (Dual Axle Frame) *	SAFER-IVC	16"-22"	ADJ
9000 XDT	SAFER-IVC	16"-22"	ADJ
Tracer SX5 Recliner	SAFER-IVC-RC	16"-22"	34"
Tracer IV	SAFER-IVC-T4	18"-24"	16"
9000 XT (Super Hemi Single Axle) **	SAFER-IVC-SL	16"-18"	ADJ
* Will not fit 9000 XT Recliner ** 9000 XT Super Hemi <u>must</u> have Space Saver Arms			
MEDLINE			
Excel Narrow	SAFER-MED	16"	16"
Excel 2000	SAFER-MED	18"	16"
Excel Wide (300lb. Cap)	SAFER-MED	20"	16"
Excel K3 Lightweight	SAFER-MED	16"-18"	16"
Excel K4 Lightweight	 SAFER-MED-K4	16"-20"	ADJ
BREEZY			
Breezy Ultra 4 *	 SAFER-BR-U4	16"-20"	ADJ
Breezy 600 *	SAFER-BR-600	16"-20"	ADJ
* Will not fit Breezy Ultra 4 or Breezy 600 Ultra Hemi			
NOVA			
5000 Series	 SAFER-NOVA	16"-20"	16"
DRIVE			
Viper Plus GT	 SAFER-DRV-GT	16"-22"	16"
Cruiser III	 SAFER-DRV-C3	16"-20"	16"
Silver Sport 2	 SAFER-DRV-SS2	16"-20"	16"
Sentra EC	SAFER-DRV	20"-22"	16"